











EQUIPMENT SPECIFICATION SHEET

	GROUND FLOOR	COOKING AREA
1	<p>BOILING PAN 900 Series Gas Soup Kettle</p> 	<p>Dimension:800*900*(850+120)mm Power:20kW Capacity:150L LPG Pressure:2800pa LPG Consumption:1.44kg/h NG Pressure:2000pa NG Consumption:2.12m3/h Weight:140kg</p>
2	<p>NEUTRAL TOP</p> 	<p>Dimension:400*900*(850+60)mm CLOSE CABINET Net Weight:32.5KG SS304</p>
3	<p>900 SERIES 4-Burner Gas Range With Cabinet</p> 	<p>Dimension:800*900*850+120mm Oven .Dimension:560*680*280mm Power:24kW+5.4kW/100341BTU Power:6.5kW*2+5.5kW*2 Oven Power:5.4kW/18430BTU Net Weight:136kg LPG Pressure:2800pa LPG Consumption:2.0kg/h NG Pressure:2000pa Countertop Material: Stainless Steel304,2.0 Dimension:800*600*850+120mm Power:31kW/105802BTU</p>

<p>4</p>	<p>2 BOWL DEEP FRYER</p> 	<p>Net Weight:117kg Fry Basket Size:320*130*130mm* 2 baskets Oil Tank Capacity:(17-20L)*2 LPG Pressure:2800 pa LPG Consumption:2.228kg/h NG Pressure:2000pa NG Consumption:3.28m3/h Stainless Steel304,</p>
<p>5</p>	<p>STAINLESS STEEL TABLE</p> 	<p>Dimension:800*900*850mm+100mm Packing Size:900*1400*980mm Cube: 0.24m3 Net Weight: 26kg Gross Weight:32kg Legs:4 S.S.304</p>
<p>6</p>	<p>900 Series Gas 2/3 Flat 1/3 Grooved Griddle GRILL</p> 	<p>Dimension:800*900*850+120mm Griddle Size:700*580*16mm Power:15kW Net Weight:140kg LPG Pressure:2800pa LPG Consumption:1.078kg/h NG Pressure:2000 pa NG Consumption:1.587m3/h Countertop Material: Stainless Steel304,</p>

<p>6</p>	<p>CONVENTIONAL OVEN</p>  <p>PIZZA DECK OVEN</p> 	<p>Dimension:840*800*1055mm Capacity:GN1/1*10pcs Power:12.5kW Voltage:400/230V~50Hz Interlevel:70mm</p> <p>Dimension:1370*833*1810mm Power:300W Weight:330kg Temperature Range:20-400°C Gas Consumption:1.26kg/h Pan Size:400*600mm</p>
<p>7</p>	<p>8</p> 	<p>S.S TABLE WITH DRAWER</p> <p>304SS Work Bench with Drawer, Splash Back & Under Shelf Dimension:800*700*850mm+100mm Packing Size:920*720*320mm Cube:0.49m3 Net Weight344kg Gross Weight:34kg Legs:4</p>
<p>9</p>	<p>POT WASH SINK</p> 	<p>WASH AREA</p> <p>Dimension:900*800*850+100mm Packing Size:1220*620*400mm Cube:0.3m3 Net Weight:21kg Gross Weight:24kg</p>
<p>10</p>	<p>STAINLESS STEEL TABLE WITH UNDERLAY</p>	<p>Dimension:1200*600*850mm+100mm Packing Size:1520*620*180mm Cube:0.17m3 Net Weight:30kg</p>

		<p>Gross Weight:33kg</p>
<p>11</p>	<p>INDUSTRIAL 2 BOWL SINK</p>  <p>GREASE TRAP</p>  <p>FLOOD DRAIN</p> 	<p>Dimension:2000*600*850+100mm Packing Size:2020*620*400mm Cube:0.52m3 Net Weight:29kg Gross Weight:33kg Legs:4</p> <p>Dimension:400*300*250mm Thickness:1.2mm Material: Stainless Steel 304</p> <p>Dimension:mm:800*450*250mm Thickness of Body:1.2mm Mesh Size:25*25mm Floor Drain Thickness:2.5mm Material: Stainless Steel 304</p>
<p>12</p>		

13

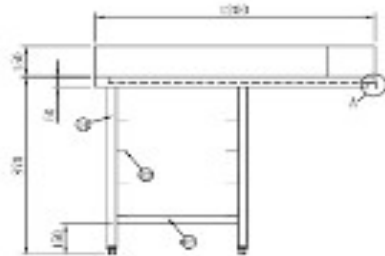
STAINLESS STEEL PLATE RACK



Dimension:1000*500*1500mm
Package Size:1110*510*180mm
Cube:0.1m3
Net Weight:24kg
Gross Weight:27kg

14

DISH WASH EXT. TABLE



Dimension:1200*750*(870+150)mm
Thickness:1.2mm
Material: Stainless Steel 304

15

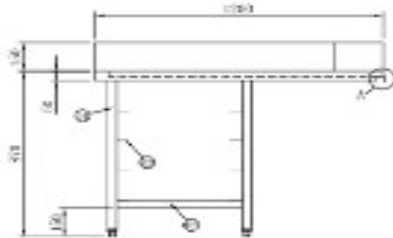
DISH WASH MACHINE



Dimensions:636*748*1445mm
Washing capacity:60 or 50 Baskets/Hour
Basket Size: 500*500mm
Voltage:3N~380V/50Hz
Total Power Consumption:15kW
Max. Washing Height: 420mm
Cleaning Water Temp: 50-60 °C
Spray Water Temp: 80-90 °C
Water Consumption:3L/Basket
Material: Stainless Steel 304

16

DISH WASH EXTIT TABLE



Dimension:1200*760*(870+150)mm
Thickness:1.2mm
Material: Stainless Steel 304

17

PEDAL WASTE BIN



Dimension:400*300mm
Package Dimension:560*500*1250mm
Capacity:120L
Material:PP
Color:Green
Net weight:27.00kg
Gross weight:28.60kg

WORKSTATION

18

STAINLESS STEEL TABLE WITH HANGING SHELF



Dimension:1700*600*800mm+100mm
Packing Size:1520*620*180mm
Cube:0.17m3
Net Weight:30kg
Gross Weight:33kg
Legs:4

Dimension:800*400*350mm
Thickness:1.2mm
Material: Stainless Steel 304

19

STAINLESS STEEL TABLE



Dimension:1000*600*800mm+100mm
Packing Size:1020*620*180mm
Cube:0.17m3

20

STAINLESS STEEL TABLE WORK BENCH(ELECTRICAL APPLIANCE)



Dimension:1500*600*850mm+100mm
Packing Size:1520*620*180mm
Cube:0.17m3
Net Weight:30kg
Gross Weight:33kg
Legs:4

<p>21</p>	<p>SPIRAL MIXER</p> 	<p>Dimension:800*480*930mm Max. Kneading Capacity:12kg Voltage:3~380V/50Hz Power:0.85kW/1.1kW Rated Power Input:1.6kW IPNO:IPX1 Bowl Volume:35L Mixing Speed:101/202r/min Bowl Speed:8/16r/min Net Weight:95kg</p>
<p>22</p>	<p>S.S TABLE WITH FLUSH SINK</p> 	<p>Dimension:3000*700*850+100mm Package Dimension:3020*850*400mm Cube:0.45m3 Net Weight:31kg Gross Weight:35kg Legs:4 *</p>
<p>23</p>	<p>PLANETARY MIXER</p> 	<p>Dimension:740*840*1170mm Capacity:60L Voltage:380V/50Hz Power:2.25kW Weight:430kg Material: Body is Cast Iron; the barrel is stainless steel 304</p>
<p>24</p>	<p>INSECT CATCHER</p> 	<p>Dimension:500*150*400mm Voltage: 220V/50Hz Power:45W Net Voltage: 4500~5000V Electric Current: 10~15ma Light Length:450mm Effective Area: 50~80 sqm Net Weight: 5.7KG Brand: HENDERY OR CLOSE EQUIVALENT</p>

<p>25</p>	<p>STAINLESS STEEL STANDING CUPBOARD</p> 	<p>CHEF CORNER</p> <p>Dimension:1200*600*1800mm Packing Size:1250*660*1870mm Cube:1.54m3 Net Weight:85kg Gross Weight:110kg Legs:4</p>
<p>26</p>	<p>STAINLESS CABINET</p> 	<p>Dimension:1500*600*850+100mm Packing Size:1550*660*1020mm Cube:1.04m3 Net Weight:64kg Gross Weight:82kg Legs:4</p>
<p>27</p>	<p>MOVABLE SORTING CART</p> 	<p>Dimension:1170*630*H760mm Capacity:150L Material: Stainless steel 304 Net Weight: 28kg</p>
<p>28</p>	<p>KNEE OPERATED SINK</p> 	<p>Dimension:455*455*270+35mm Material:1.2mm Stainless Steel 304 *Faucet delivery together</p>

		BAR
29	INDUSTRIAL CHILLER 	Dimension:660*595*2005mm Packing Size:730*640*2060mm Capacity:350L Temperature:≤10°C Voltage:220V/50Hz Power:200W Power Consumption:1.8kW.H/24H Net Weight:85kg Refrigerant:R134 Cooling Type: Static Cooling Loading Capacity(20Ft/40Ft/40HQ):27/54/69 Material: Colour Steel Plate *With Light& Lock
30	WINE CHILLER 	Dimension:512*400*848mm Package Dimension:570*470*900mm Capacity:78L,32 bottles Temperature Range:12-18°C Voltage:220V,50Hz Power:100W Power Consumption:1.0kW.h/24h(15°C) Net Weight:25.8kg Gross Weight:27.6kg *Delivery with 8 metal shelves
31	ICE CUBE MACHINE 	Dimension:770*920*1620mm Power:1350W Productivity:300kg/24h Storage Capacity:200kg Voltage:220V/50Hz Net Weight:105kg Gross Weight:125kg Material: Stainless Steel 304,0.8mm Compressor: Embraco Electromagnetic valve: SAGInoMIYA Expansion valve: Danfoss Fan: Weiguang Refrigerant: R404a Cooling Type: Air cooling Ice Cube Size:22*22*22mm Ice Cube Tray:17*18pcs/tray Ice lattice Material: Copper Nickel Alloy

		ELECTRICAL APPLIANCES
32	RICE COOKER 	Dimension:455*390*340mm Voltage:220V Power:1.95kW Capacity:13L Temperature Range:50~150°C Packing Size:450*450*400mm Weight:12kg
33	INDUSTRIAL BLENDER WITH SOUNDPROOF COVER 	Dimension:229*229*432mm Voltage:220V/50Hz Power:1.5kW Capacity:1.5L
34	INDUSTRIAL SCALE 	Platform Dimension:400*500mm Capacity:150kg Accuracy:10-100g Power:220V Display Type: LCD *Built-in power supply, rechargeable
35	POTATO PEELER 	Dimension: 670*470*800mm Voltage:220V/50Hz Power: 0.75kW Working Efficiency: 240kg/h Rotating Speed: 140r/min Net Weight:75Kg

<p>36</p>	<p>ELECTRIC CONVEYOR TOASTER</p> 	<p>Dimension:368*418*400mm Voltage:220V/50Hz Power:2.3kW Material: Stainless Steel 304</p>
<p>37</p>	<p>POT SOUP</p> 	<p>Dimension:400*400*380mm Rated Voltage:220V Power:380W Capacity:10L *Stainless steel soup pot *A soup ladle delivery together *Temperature control knob *Lid with double handles *Plastic handling ring is convenient for taking the soup pot</p>
<p>38</p>	<p>KNIFE STERILIZER CABINET</p> 	<p>Dimension:135*540*646mm Material: Stainless Steel 304 Capacity:8-10 pcs knife Disinfection time:≥15min Voltage:220V/50HZ Power:15W Net Weight:7kg Gross Weight:8kg *With key , Wall hanging , *Radiation-proof Flexi glass door</p>
<p>COLD STORE</p>		
<p>39</p>	<p>WALK IN COLD ROOM</p> 	<p>Outside Dimension:4500*2000*2500mm Temperature:-18°C Refrigerant:R404a Volume:30m³ Voltage:380V/50Hz Insulation Panel:70sq.m/100mm Compressor:5HP Copeland Door Size:800*1800mm Material: Colour Steel Plate Adaptable Condition: Normal Temperature *Including controller systems, lamp, electromagnetic valve, pipe whole set cooling system</p>

		ROOF TOP
40	<p>UNDER COUNTER CHILLER</p> 	<p>imension:1795*700*850mm Packing Size:1890*780*940mm Capacity:417L Power:310W Voltage:220-240V~50/60Hz Compressor: Secop\Embraco\Zel Refrigerant:R134a Temperature Range:0°C~+8°C Cooling Type: Ventilated Shelves:3 Net Weight:106kg Gross Weight:116kg Thickness:60mm Material: Stainless Steel 304 *Digital Thermostat *Feet/Castor: Optional Thickness:60mm *Drawer is optional</p>
41	<p>WALL CANOPY EXTRACTOR HOOD</p> 	<p>Dimension:L7000*1550*600mm Material: Stainless Steel 304 *Include Oil Filter Net & Light *With Fan and Duct *With Hole for Duct Connection</p>

NOTE:

- 1. MINIMUM GRADE OF STAINLESS-STEEL MATERIAL TO BE USED IS STEEL 304 (SS 304)**
- 2. PROPOSED SPECIFIED BRANDS OR EQUIVALENT EQUIPMENT BRAND & SPARE PARTS MUST BE OF HIGH QUALITY AND EASILY PROCURED ON TIME**